





District Health Assessment for Multiple District 5M through April 2025

		Clubs							Membership							Member Strength		Cancellation		Reports			Finance	Leadership			
District Name	Status/ Number of Months in Status *	Active Clubs	Clubs in Status Quo	Total Clubs	% Status Quo Clubs in Financial Suspension	New Clubs	Cancelled Clubs	YTD Net Club Gain/Loss	Current Members In Active Clubs	Current Members In Status Quo Clubs	Current Total Members Count	YTD Add	YTD Drop	YTD NetGrowth (includes Active and Status Quo)	YTD NetGrowth% (includes Active and Status Quo)	Member Count 12 Months Ago	Average Member Count Per Club	% of Clubs with less than 20 members	Average Cancelled Club Age	Members Lost Due to Cancelled Clubs	% of Clubs Reporting Service	% No MMR in 3 Months	% No Officer Report in 12 months	% of Clubs with balance 90+ days	Number of Zone Chairs Recorded	Number of Region Chairs Recorded	District Officers Vacancies **
5M 10	T(24)	16	0	16	0%	0	0	0	342	0	342	40	23	17	5.23%	358	21	63%	0	0	100%	50%	0%	0%	0	0	
5M 11		17	0	17	0%	0	0	0	317	0	317	49	28	21	7.09%	307	19	71%	0	0	94%	41%	0%	6%	0	0	
5M 13	T(24)	46	0	46	0%	0	0	0	806	0	806	62	52	10	1.26%	807	18	63%	0	0	100%	43%	2%	11%	8	0	
		79	0	79	0%	0	0	0	1465	0	1465	151	103	48	3.39%	1,472	19	65%	0	0	99%	44%	1%	8%	8	0	




District Health Assessment for Multiple District 5 through April 2025

		Clubs							Membership							Member Strength		Cancellation		Reports			Finance	Leadership			
District Name	Status/ Number of Months in Status *	Active Clubs	Clubs in Status Quo	Total Clubs	% Status Quo Clubs in Financial Suspension	New Clubs	Cancelled Clubs	YTD Net Club Gain/Loss	Current Members In Active Clubs	Current Members In Status Quo Clubs	Current Total Members Count	YTD Add	YTD Drop	YTD NetGrowth (includes Active and Status Quo)	YTD NetGrowth% (includes Active and Status Quo)	Member Count 12 Months Ago	Average Member Count Per Club	% of Clubs with less than 20 members	Average Cancelled Club Age	Members Lost Due to Cancelled Clubs	% of Clubs Reporting Service	% No MMR in 3 Months	% No Officer Report in 12 months	% of Clubs with balance 90+ days	Number of Zone Chairs Recorded	Number of Region Chairs Recorded	District Officers Vacancies **
5 SKN	T(24)	52	0	52	0%	0	1	-1	1015	0	1015	92	107	-15	-1.46%	1,043	20	54%	44	24	40%	44%	0%	8%	6	0	
5 SKS		71	0	71	0%	0	0	0	1361	0	1361	108	102	6	0.44%	1,339	19	62%	0	0	63%	41%	0%	4%	6	1	
		123	0	123	0%	0	1	-1	2376	0	2376	200	209	-9	-0.38%	2,382	19	59%	44	24	54%	42%	0%	6%	12	1	



District Health Assessment for Multiple District C through April 2025

	Clubs								Membership							Member Strength		Cancellation		Reports			Finance		Leadership			
	Status/ District Name	Number of Months in Status *	Active Clubs	Clubs in Status Quo	Total Clubs	% Status Quo Clubs in Financial Suspension	New Clubs	Cancelled Clubs	YTD Net Club Gain/ Loss	Current Members In Active Clubs	Current Members In Status Quo Clubs	Current Total Members Count	YTD Add	YTD Drop	YTD NetGrowth (includes Active and Status Quo)	YTD NetGrowth% (includes Active and Status Quo)	Member Count 12 Months Ago	Average Member Count Per Club	% of Clubs with less than 20 members	Average Cancelled Club Age	Members Lost Due to Cancelled Clubs	% of Clubs Reporting Service	% No MMR in 3 Months	% No Officer Report in 12 months	% of Clubs with balance 90+ days	Number of Zone Chairs Recorded	Number of Region Chairs Recorded	District Officers Vacancies **
C 1			87	0	87	0%	0	0	0	1649	0	1649	166	115	51	3.19%	1,585	19	69%	0	0	55%	46%	0%	6%	13	0	
C 2			83	0	83	0%	1	1	0	1837	0	1837	214	194	20	1.10%	1,828	22	49%	43	13	70%	37%	2%	4%	12	0	GLT
			170	0	170	0%	1	1	0	3486	0	3486	380	309	71	2.08%	3,413	21	59%	43	13	62%	42%	1%	5%	25	0	

* - District Status: P - Provisional, T - Transitional.

** - District Officers Vacancies: DG - District Governor, 1st VDG - First Vice District Governor, 2nd VDG - Second Vice District Governor.